





WIRE MESH
WEB WIRE MESH CO.,LTD

Stainless Steel Mesh

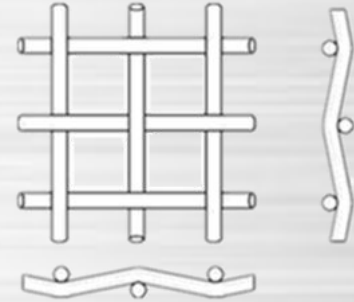


Plain Weave

Stainless Steel Wire Mesh Plain Weave


Plain Weave

Each warp wire passes alternately over and under the wires running transversely through the cloth at 90 degree angles.



Opening (w)

Clear opening between adjacent parallel wires; not affected by diameter of the wire.



Wire diameter (d)

Opening area (A)

The percentage of the opening is calculated as follows

$$A = \left(\frac{w}{w+d} \right)^2 \times 100\%$$

Mesh

Number of openings in a linear inch measured from the center of one wire to a point 1" distant.

$$\text{Mesh} = \frac{25.4 \text{ mm}}{w \text{ (mm)} + d \text{ (mm)}}$$



Stainless Steel Wire Mesh Plain Weave

Mesh	Wire		Aperture		Open Area		Weight	
	mm	inch	mm	inch	%	mm ²	kgs/m ²	lbs/m ²
3	1.6	0.0629	6.866	0.2703	65.77	47.1511	3.84	8.44
	1.4	0.0551	7.066	0.2782	69.66	49.9377	2.94	6.46
	1.2	0.0472	7.266	0.2860	73.66	52.8044	2.16	4.75
	1.00	0.0393	7.466	0.2939	77.77	55.7511	1.50	3.30
	0.9	0.0354	7.566	0.2979	79.87	57.2544	1.21	2.67
	0.80	0.0314	7.666	0.3018	81.99	58.7777	0.96	2.11
	0.70	0.0275	7.766	0.3057	84.14	60.3211	0.73	1.60
4	1.2	0.0472	5.15	0.2027	65.77	26.5225	2.88	6.33
	1.0	0.0393	5.35	0.2106	70.98	28.6225	2	4.4
	0.9	0.0354	5.45	0.2145	73.66	29.7025	1.62	3.56
	0.80	0.0314	5.550	0.2185	76.39	30.8025	1.28	2.81
	0.70	0.0275	5.650	0.2224	79.16	31.9225	0.98	2.15
	0.60	0.0236	5.750	0.2263	81.99	33.0625	0.72	1.58
5	1.0	0.0393	4.08	0.1606	64.50	16.6464	2.5	5.5
	0.9	0.0354	4.18	0.1645	67.70	17.4724	2.02	4.45
	0.80	0.0314	4.280	0.1685	70.98	18.3184	1.60	3.52
	0.70	0.0275	4.380	0.1724	74.33	19.1844	1.22	2.68
	0.6	0.0236	4.48	0.1763	77.77	20.0704	0.9	1.98

Stainless Steel Wire Mesh Plain Weave

Mesh	Wire		Aperture		Open Area		Weight	
	mm	inch	mm	inch	%	mm ²	kgs/m ²	lbs/m ²
5	0.5	0.0196	4.58	0.1803	81.28	20.9764	0.62	1.37
	0.9	0.0354	3.3333	0.1312	62.00	11.1111	2.43	5.34
6	0.8	0.0314	3.4333	0.1351	65.77	11.7877	1.92	4.22
	0.70	0.0275	3.533	0.1391	69.66	12.4844	1.47	3.23
	0.60	0.0236	3.633	0.1430	73.66	13.2011	1.08	2.37
	0.5	0.0196	3.733	0.1469	77.77	13.9377	0.75	1.65
	0.9	0.0354	2.275	0.0895	51.34	5.1756	3.24	7.12
8	0.8	0.0314	2.375	0.0935	55.95	5.6406	2.56	5.63
	0.7	0.0275	2.475	0.0974	60.76	6.1256	1.96	4.31
	0.6	0.0236	2.575	0.1013	65.77	6.6306	1.44	3.16
	0.50	0.0196	2.675	0.1053	70.98	7.1556	1.00	2.20
10	0.9	0.0354	1.64	0.0645	41.68	2.6896	4.05	8.91
	0.8	0.0314	1.74	0.0685	46.92	3.0276	3.2	7.04
	0.7	0.0275	1.84	0.0724	52.47	3.3856	2.45	5.39
	0.6	0.0236	1.94	0.0763	58.33	3.7636	1.8	3.96
	0.50	0.0196	2.040	0.0803	64.50	4.1616	1.25	2.75
	0.40	0.0157	2.140	0.0842	70.98	4.5796	0.80	1.76

Stainless Steel Wire Mesh Plain Weave

Mesh	Wire		Aperture		Open Area		Weight	
	mm	inch	mm	inch	%	mm ²	kgs/m ²	lbs/m ²
12	0.8	0.0314	1.3166	0.0518	38.69	1.7336	3.84	8.44
	0.7	0.0275	1.4166	0.0557	44.79	2.0069	2.94	6.46
	0.6	0.0236	1.5166	0.0597	51.34	2.3002	2.16	4.75
	0.50	0.0196	1.616	0.0636	58.33	2.6136	1.50	3.30
	0.40	0.0157	1.716	0.0675	65.77	2.9469	0.96	2.11
	0.30	0.0118	1.8166	0.0715	73.66	3.3002	0.54	1.18
14	0.7	0.0275	1.1142	0.0438	37.72	1.2416	3.43	7.54
	0.6	0.0236	1.2142	0.0478	44.79	1.4744	2.52	5.54
	0.50	0.0196	1.314	0.0517	52.47	1.7273	1.75	3.85
	0.40	0.0157	1.414	0.0556	60.76	2.0002	1.12	2.46
	0.35	0.0137	1.464	0.0576	65.13	2.1441	0.85	1.87
	0.30	0.0118	1.5142	0.0596	69.66	2.2930	0.63	1.38
	0.27	0.0106	1.5442	0.0607	72.45	2.3848	0.51	1.12
	0.25	0.0098	1.564	0.0615	74.33	2.4469	0.43	0.94
	0.23	0.0090	1.5842	0.0623	76.25	2.5099	0.37	0.81
	0.21	0.0082	1.6042	0.0631	78.19	2.5737	0.30	0.67
0.19	0.0074	1.624	0.0639	80.15	2.6383	0.25	0.55	

Stainless Steel Wire Mesh Plain Weave

Mesh	Wire		Aperture		Open Area		Weight	
	mm	inch	mm	inch	%	mm ²	kgs/m ²	lbs/m ²
16	0.6	0.0236	0.9875	0.0388	38.69	0.9751	2.88	6.33
	0.5	0.0196	1.0875	0.0428	46.92	1.1826	2	4.4
	0.4	0.0157	1.1875	0.0467	55.95	1.4101	1.28	2.816
	0.35	0.0137	1.237	0.0487	60.76	1.5314	0.98	2.15
	0.30	0.0118	1.2875	0.0506	65.77	1.6576	0.72	1.58
	0.27	0.0106	1.317	0.0518	68.87	1.7358	0.58	1.27
	0.25	0.0098	1.337	0.0526	70.98	1.7889	0.50	1.10
	0.23	0.0090	1.357	0.0534	73.12	1.8428	0.42	0.92
	0.21	0.0082	1.3775	0.0542	75.29	1.8975	0.35	0.77
	0.19	0.0074	1.397	0.0550	77.49	1.9530	0.28	0.61
18	0.50	0.0196	0.9111	0.0358	41.68	0.8301	2.25	4.95
	0.40	0.0157	1.0111	0.0398	51.34	1.0223	1.44	3.16
	0.35	0.0137	1.061	0.0417	56.54	1.1259	1.10	2.42
	0.30	0.0118	1.111	0.0437	62.00	1.2345	0.81	1.78
	0.27	0.0106	1.1411	0.0449	65.39	1.3021	0.65	1.44
	0.25	0.0098	1.161	0.0457	67.70	1.3481	0.56	1.23
	0.23	0.0090	1.1811	0.0465	70.05	1.3950	0.47	1.04
	0.21	0.0082	1.2011	0.0472	72.45	1.4426	0.39	0.87

Stainless Steel Wire Mesh Plain Weave

Mesh	Wire		Aperture		Open Area		Weight	
	mm	inch	mm	inch	%	mm ²	kgs/m ²	lbs/m ²
18	0.19	0.0074	1.2211	0.0480	74.88	1.4911	0.32	0.71
	0.17	0.0066	1.2411	0.0488	77.35	1.5403	0.26	0.57
	0.15	0.0059	1.2611	0.0496	79.87	1.5904	0.20	0.44
20	0.50	0.0196	0.770	0.0303	36.75	0.5929	2.50	5.50
	0.45	0.0177	0.820	0.0322	41.68	0.6724	2.02	4.44
	0.40	0.0157	0.87	0.0342	46.92	0.7569	1.6	3.52
	0.35	0.0137	0.92	0.0362	52.47	0.8464	1.22	2.69
	0.30	0.0118	0.970	0.0381	58.33	0.9409	0.90	1.98
	0.27	0.0106	1	0.0393	62.00	1	0.72	1.60
	0.25	0.0098	1.020	0.0401	64.50	1.0404	0.62	1.36
	0.23	0.0090	1.04	0.0409	67.05	1.0816	0.52	1.16
	0.21	0.0082	1.06	0.0417	69.66	1.1236	0.44	0.97
	0.19	0.0074	1.080	0.0425	72.31	1.1664	0.36	0.79
	0.17	0.0066	1.1	0.0433	75.02	1.21	0.28	0.63
0.15	0.0059	1.12	0.0440	77.77	1.2544	0.22	0.49	
22	0.4	0.0157	0.7545	0.0297	42.71	0.5693	1.76	3.87
	0.35	0.0137	0.8045	0.0316	48.56	0.6472	1.34	2.96
	0.30	0.0118	0.8545	0.0336	54.78	0.7302	0.99	2.17

Stainless Steel Wire Mesh Plain Weave

Mesh	Wire		Aperture		Open Area		Weight	
	mm	inch	mm	inch	%	mm ²	kgs/m ²	lbs/m ²
22	0.27	0.0106	0.8845	0.0348	58.69	0.7824	0.80	1.76
	0.25	0.0098	0.904	0.0356	61.38	0.8182	0.68	1.49
	0.23	0.0090	0.924	0.0363	64.12	0.8547	0.58	1.27
	0.21	0.0082	0.944	0.0371	66.93	0.8921	0.48	1.05
	0.19	0.0074	0.9645	0.0379	69.79	0.9303	0.39	0.87
	0.17	0.0066	0.9845	0.0387	72.71	0.9693	0.31	0.69
	0.15	0.0059	1.0045	0.0395	75.70	1.0091	0.24	0.54
24	0.35	0.0137	0.708	0.0278	44.79	0.5017	1.47	3.23
	0.30	0.0118	0.758	0.0298	51.34	0.5750	1.08	2.37
	0.27	0.0106	0.788	0.0310	55.48	0.6214	0.87	1.92
	0.25	0.0098	0.808	0.0318	58.33	0.6534	0.75	1.65
	0.23	0.0090	0.828	0.0326	61.25	0.6861	0.63	1.38
	0.21	0.0082	0.848	0.0333	64.25	0.7196	0.52	1.14
	0.19	0.0074	0.868	0.0341	67.31	0.7540	0.43	0.95
	0.17	0.0066	0.888	0.0349	70.45	0.7891	0.34	0.76
	0.15	0.0059	0.908	0.0357	73.66	0.8250	0.27	0.59
	0.13	0.0051	0.928	0.0365	76.94	0.8618	0.20	0.44
0.12	0.0047	0.938	0.0369	78.60	0.8804	0.17	0.38	

Stainless Steel Wire Mesh Plain Weave

Mesh	Wire		Aperture		Open Area		Weight	
	mm	inch	mm	inch	%	mm ²	kgs/m ²	lbs/m ²
30	0.35	0.0137	0.496	0.0195	34.41	0.2466	1.83	4.04
	0.30	0.0118	0.546	0.0215	41.68	0.2988	1.35	2.97
	0.27	0.0106	0.576	0.0227	46.39	0.3325	1.09	2.40
	0.25	0.0098	0.596	0.0234	49.66	0.3560	0.93	2.04
	0.23	0.0090	0.616	0.0242	53.04	0.3802	0.79	1.73
	0.21	0.0082	0.636	0.0250	56.54	0.4053	0.66	1.45
	0.19	0.0074	0.656	0.0258	60.15	0.4312	0.54	1.18
	0.17	0.0066	0.676	0.0266	63.87	0.4578	0.43	0.95
	0.15	0.0059	0.696	0.0274	67.70	0.4853	0.33	0.74
	0.13	0.0051	0.716	0.0282	71.64	0.5136	0.25	0.55
	0.12	0.0047	0.726	0.0286	73.66	0.5280	0.21	0.47
32	0.28	0.0110	0.513	0.0202	41.89	0.2639	1.25	2.75
	0.25	0.0098	0.543	0.0214	46.92	0.2956	1	2.2
	0.23	0.0090	0.563	0.0221	50.44	0.3178	0.84	1.86
	0.21	0.0082	0.583	0.0229	54.08	0.3407	0.70	1.55
	0.19	0.0074	0.603	0.0237	57.85	0.3645	0.57	1.27
	0.17	0.0066	0.623	0.0245	61.75	0.3890	0.46	1.01
	0.15	0.0059	0.643	0.0253	65.77	0.4144	0.36	0.79

Stainless Steel Wire Mesh Plain Weave

Mesh	Wire		Aperture		Open Area		Weight	
	mm	inch	mm	inch	%	mm ²	kgs/m ²	lbs/m ²
35	0.3	0.0118	0.425	0.0167	34.41	0.1812	1.57	3.46
	0.28	0.0110	0.445	0.0175	37.72	0.1986	1.37	3.01
	0.25	0.0098	0.475	0.0187	42.96	0.2263	1.09	2.40
	0.23	0.0091	0.496	0.0195	46.66	0.2457	0.93	2.04
	0.21	0.0082	0.515	0.0203	50.49	0.2659	0.77	1.69
	0.19	0.0074	0.535	0.0210	54.49	0.2869	0.63	1.38
	0.17	0.0066	0.555	0.0218	58.63	0.3088	0.50	1.11
	0.15	0.0059	0.575	0.0226	62.93	0.3314	0.39	0.86
40	0.30	0.0118	0.335	0.0131	27.83	0.1122	1.8	3.96
	0.27	0.0106	0.365	0.0143	33.03	0.1332	1.45	3.20
	0.25	0.0098	0.385	0.0151	36.75	0.1482	1.25	2.75
	0.23	0.0090	0.405	0.0159	40.67	0.1640	1.05	2.31
	0.21	0.0082	0.425	0.0167	44.79	0.1806	0.88	1.94
	0.19	0.0074	0.445	0.0175	49.11	0.1980	0.72	1.58
	0.17	0.0066	0.465	0.0183	53.62	0.2162	0.57	1.27
	0.15	0.0059	0.485	0.0190	58.33	0.2352	0.45	0.99
	0.13	0.0051	0.505	0.0198	63.24	0.2550	0.33	0.74
0.12	0.0047	0.515	0.0202	65.77	0.2652	0.28	0.63	

Stainless Steel Wire Mesh Plain Weave

Mesh	Wire		Aperture		Open Area		Weight	
	mm	inch	mm	inch	%	mm ²	kgs/m ²	lbs/m ²
50	0.25	0.0098	0.258	0.0101	25.79	0.0665	1.56	3.43
	0.23	0.0090	0.278	0.0109	29.94	0.0772	1.32	2.90
	0.21	0.0082	0.298	0.0117	34.41	0.0888	1.10	2.42
	0.19	0.0074	0.318	0.0125	39.18	0.1011	0.90	1.98
	0.18	0.0070	0.328	0.0129	41.68	0.1075	0.81	1.78
	0.17	0.0066	0.338	0.0133	44.26	0.1142	0.72	1.58
	0.15	0.0059	0.358	0.0140	49.66	0.1281	0.56	1.23
	0.13	0.0051	0.378	0.0148	55.36	0.1428	0.42	0.92
	0.12	0.0047	0.388	0.0152	58.33	0.1505	0.36	0.79
60	0.23	0.0090	0.193	0.0076	20.85	0.0373	1.58	3.49
	0.21	0.0082	0.213	0.0083	25.39	0.0455	1.32	2.91
	0.19	0.0074	0.233	0.0091	30.38	0.0544	1.08	2.37
	0.17	0.0066	0.253	0.0099	35.81	0.0641	0.86	1.90
	0.15	0.0059	0.273	0.0107	41.68	0.0747	0.67	1.47
	0.13	0.0051	0.293	0.0115	48.01	0.0860	0.50	1.11
	0.12	0.0047	0.303	0.0119	51.34	0.0920	0.43	0.95
80	0.13	0.0051	0.187	0.0073	34.87	0.0351	0.67	1.48
	0.12	0.0047	0.197	0.0077	38.69	0.0390	0.57	1.25

Stainless Steel Wire Mesh Plain Weave

Mesh	Wire		Aperture		Open Area		Weight	
	mm	inch	mm	inch	%	mm ²	kgs/m ²	lbs/m ²
80	0.10	0.0039	0.217	0.0085	46.92	0.0473	0.40	0.88
	0.09	0.0035	0.227	0.0089	51.34	0.0517	0.32	0.71
100	0.10	0.0039	0.154	0.0060	36.75	0.0237	0.50	1.10
	0.08	0.0031	0.174	0.0068	46.92	0.0302	0.32	0.70
120	0.08	0.0031	0.131	0.0051	38.69	0.0173	0.38	0.83
	0.09	0.0035	0.121	0.0047	33.03	0.0148	0.48	1.06
	0.05	0.0019	0.161	0.0063	58.33	0.0261	0.15	0.33
	0.07	0.0027	0.141	0.0055	44.79	0.0200	0.29	0.64
150	0.06	0.0023	0.151	0.0059	51.34	0.0230	0.21	0.47
	0.06	0.0023	0.109	0.0043	41.68	0.0119	0.27	0.59
165	0.065	0.0025	0.104	0.0041	37.96	0.0108	0.31	0.69
	0.063	0.0024	0.090	0.0035	34.89	0.0082	0.32	0.72
	0.06	0.0023	0.093	0.0036	37.23	0.0088	0.29	0.65
180	0.05	0.0019	0.103	0.0040	45.58	0.0108	0.20	0.45
	0.05	0.0019	0.091	0.0035	41.68	0.0083	0.22	0.48
200	0.05	0.0019	0.077	0.0030	36.75	0.0059	0.25	0.55
250	0.04	0.0015	0.061	0.0024	36.75	0.0037	0.20	0.44
300	0.04	0.0015	0.044	0.0017	27.83	0.0019	0.24	0.52

Stainless Steel Wire Mesh Plain Weave



Factory in AP

Head

Web Wire Mesh CO.,Ltd.

NO 12 The East Zone Development Industry
Hebei, China

Tel: +86 0318 7568801

Fax: +86 0318 7568802

E-mail: zhao@webwirecloth.com

Internet: www.webwirecloth.com

Branch

Web Wire Mesh CO.,Ltd.---SJZ Branch

NO 2701 CYC Shijiazhuang City
Hebei, China

Tel: +86 0311 89255081

Fax: +86 0311 89255081

E-mail: zhao@webwirecloth.com

Internet: www.webwirecloth.com